

DECEMBER 2018

Newsletter



The Maurice and Gabriela
Goldschleger School of
Dental Medicine

Founded by the Alpha Omega
International Fraternity



IN THE NEWS

- 2 | Message from the Head of School
- 5 | New clinic for treatment of a population with special needs
- 5 | Notification
- 6 | The TOOTH FAIRY
- 10 | Health fair at the Bialik Rogozin School
- 12 | Project for AKIM ADULTS with special needs
- 14 | Successful collaboration between the School and “Kadima” youth centers
- 15 | Department of Oral Pathology, Oral Medicine and Maxillofacial Imaging
- 19 | Teaching Medical Education and Behavioral Sciences at the Dental School
- 20 | Establishment of a dentistry students union!
- 24 | DMD Ceramony
- 25 | The Freemason Scholarships
- 27 | Visitors
- 30 | Research
- 34 | Awards And Honours
- 35 | Outstanding Workers
- 36 | Academic Promotion
- 37 | Retirees
- 37 | Changing of the Guard at the Department of Periodontology
- 38 | Retirees
- 40 | Remembering
- 42 | A day out of school
- 45 | Thank you friends

English Editing: **Irene Emodi**

Photos: **Michal Arbel**

Graphic Design: **Tali.studiotal@gmail.com**

Production and Editing: **Dr. Alona Emodi-Perlman and Michal Arbel**



Prof. Ervin Weiss

DENTAL EDUCATION AT THE CROSSROADS

(Committee on the Future of Dental Education, Division of Health Care Services, Institute of Medicine, National Academy Press, Washington, D.C. 1995)

It is of interest to see how matters have evolved since 1995 and how similar the questions, dilemmas and challenges are still today. In many aspects dental education in Israel is profoundly influenced by dental education around the world, and unsurprisingly we are predisposed mainly to dental schools in North America and Western Europe.

Consequently, both Israeli dental schools are striving to learn and adopt the best from all worlds. We want to be part of this constantly changing world, and in our modest way, to be one of the influential institutions that are shaping the future of our outstanding profession.

Here I am trying to summarize the main upcoming challenges.

Future Trends, Challenges and Opportunities

The training philosophy in dental schools today remains largely a framework of beliefs and perceptions based

on data and opinions of the 1980s (Casamassimo et al)¹ This was claimed about pediatric dentistry, and it is probably true of many dental education programs.

As dental educators we should constantly be occupied by the question: what is the best way to educate, to ensure optimal oral health and overall health for our patients and our communities? It is of interest to observe how similar the problems are of general health professional education: *“Professional education has not kept pace with challenges, largely because of fragmented, outdated, and static curricula that produce ill-equipped graduates. The problems are systemic: mismatch of competencies to patient and population needs; poor teamwork; narrow technical focus without broader contextual understanding; episodic encounters rather than continuous care”* (the Lancet Commission report on health professions education for the 21st century).

The dental curriculum is still crowded with redundant or marginally useful material and gives students too little time to consolidate concepts or to develop critical thinking skills. Comprehensive care is more an ideal than a reality in clinical education, and instruction still focuses too heavily on procedures rather than on patient care.

Dental practices increasingly move from single operators to large group practices. As a result of this change, dentists will become more and more accustomed to being an employee rather than a small business owner. General dentists will need to be educated differently from the way they are now, including training in managing patients and working with team members and increasing their own ability to perform advanced dental procedures.

New trends, innovative technologies, aging population, and an increasingly recognized link between systemic and oral diseases, should significantly impact both predoctoral and postdoctoral dental programs. Unfortunately dental education is evolving too slowly and the gap between what dental students are being taught, and what the future health care and social environment will be, is expanding. Given that it would be difficult to include most of this

training in the predoctoral environment, the need for additional training will become a necessity. Advanced dental education programs, particularly those in general dentistry, will need to respond to changes in predoctoral education to ensure this disconnection does not grow.

Israeli Perspective

Surprisingly, in the past decade, only 25 % of all new dental licensees, graduated in Israel, at either Tel Aviv University or the Hebrew University. Of the remaining new licensees, 2 thirds graduated from dental schools in Eastern Europe or Middle Eastern countries.

As less than 9% of the dentists in Israel went through postdoctoral training programs, pre-doctoral curricula and the outgoing education in our two dental schools, this sets the professional standard and has a vast impact on the level of dentistry in Israel.

It is well recognized that educating a dental student is very expensive, probably the most expensive student of all. Tuition of a dental student in Israel is controlled by the Government and equals the tuition of liberal arts students, for example. This tuition covers no more than 5% of the actual direct cost of preparing our graduates. The higher education council only covers nearly 50% of these costs while the rest relies on "soft money" produced by the universities. The continuous financial burden of dental education, on the Israeli Higher Education System, Ministry of Health and universities, is a major factor in the unstable foreseeable future.

As of Jan 1st 2019, dental treatment for children and young adults, as well as citizens of 75 years and over, is free of charge, and the reimbursement is only through KUPAT CHOLIM, the Israeli health insurance companies. This creates two new challenges for our dental schools: (i) No patients for our students, to be trained in managing and treating these segments of the population: Why should a patient who gets free treatment by a "real doctor" in KUPAT CHOLIM seek treatment by a dental student? and (ii) as there is no government reimbursement to the dental schools, and the schools will have to match KUPAT HOLIM, with

free of charge treatment, this will further increase the financial burden.

Therefore, one cannot exclude the possibility that in the near future, dental schools will be forced to use KUPAT CHOLIM off-site locations for more of their training, and as a result there may be a point at which the students will receive an uncontrolled training.

Here is what's needed for Israeli dental education:

1. To constantly revisit our pre-doctoral curriculum, while adopting necessary changes.
2. To establish nationwide accredited continuing education programs, obligatory for general practitioners as well as for specialists.
3. To develop a one year program for general practitioners, in collaboration with dental health providers (KUPAT CHOLIM) to close the gap and create a continuum between pre-doctoral (undergraduate) and post-doctoral (specialty) programs, while elevating the level of new dental licensees who graduated elsewhere.
4. To establish a high level international continuing education institute that will create a financial engine to stabilize the economics of dental schools

"...HAZMAN KAZAR VEHMELACHA MERUBA..."

"...for time is short and the task is great..."

1 Are U.S. Dentists Adequately Trained to Care for Children?
Paul S. Casamassimo et al. Pediatric Dentistry 40: 93-97 2018

NEW CLINIC FOR TREATMENT OF A POPULATION WITH SPECIAL NEEDS

At Tel Aviv University's School of Dental Medicine there is a dental clinic for the treatment of a population with special needs and people with disabilities.

The clinic specializes in the following:

Dentistry for adolescents and adults with special needs: physical, medical and mental disabilities.

Dental hygienist treatment for patients with special needs and providing training in oral hygiene for the patient and his family.

The clinic includes an ordinary dental treatment wing, and a wing for dental treatment under general anesthesia, when required.

The clinic is equipped with professional and innovative

equipment which includes special equipment required for treatment such a population. The clinic is operated by a medical team that is experienced in the treatment of a population with special needs.

NOTIFICATION

THE ELEM AWARD FOR INNOVATION IN VOLUNTEERING

I hereby announce that the Tooth Fairy of the To Change the World Association and Tel Aviv University's Dental School receives the first prize of the Elem Association for Innovation in Volunteering. The prize will be granted to students who established and lead the plan, on 12/3/2018 at the Innovation in Volunteering Conference to be held in Jerusalem.

Yours truly,

Lea Priant, Manageress Human Resources and Volunteering, Elem Association

Noga Ashkenazi, social worker, The Heart 24/7 Elem Association

THE TOOTH FAIRY

PROMOTING ORAL HEALTH AMONG AT-RISK YOUTH



TOOTH FAIRY

MAKE ORAL HEALTH ACCESSIBLE AMONG DISADVANTAGED YOUTH

We see "Health" in its broader definition: the social, physical, economic, emotional and spiritual well-being, in addition to absence of disease.

Tooth fairy is a project of the "Change a World" program, a national platform working to promote social responsibility and student engagement with local communities. The program fosters entrepreneurship and leadership, facilitating inter-professional collaborations to address community identified needs, and enabling mutual learning and effective civic engagement.

The Tooth Fairy project was established to provide care in response to oral health needs of at-risk-youth, including those in

prostitution, at the 24/7 Halev Shelter. It was developed with the careful consideration of both the medical and the psychological needs and barriers that comprise the special context of this population. The treatment will be conducted by students and faculty dentists at the Academic Dental Clinic at Tel Aviv University, alongside other dentists, volunteers from the Alpha Omega organization.

In addition to dental care, selected and interested youth will undergo professional training, enabling

them a path to employment as dental assistants. The course will be conducted in coordination with the Faculty of Dental Medicine at Tel Aviv University.

The mapping of the pathology and the dental care plans are carried out in coordination with doctors from the Alpha Omega Association, with the cooperation of the "Ha'Lev 24/7" Organization (An ELEM entity: <http://www.elem.org/>), the Faculty of Dental Medicine at TAU, and the "Change the World" program.

GOALS OF THE TOOTH FAIRY

PROMOTE ORAL HEALTH AMONG DISADVANTAGED YOUTH

- ✓ Raise awareness for oral hygiene
- ✓ Improve accessibility of dental care

EXPOSURE AND PROVIDING TOOLS FOR ENGAGING DISADVANTAGED POPULATIONS

- ✓ Training and specialization of young medical teams for proper

engagement with disadvantaged populations

- ✓ Develop skills and sensitivities for the treatment of disadvantage youth based on values of solidarity and compassion

CREATE A SUSTAINABLE INFRASTRUCTURE TO ENSURE THE PROJECT'S SUSTAINABILITY AND EXPANSION:

- ✓ Engage young men and women working in prostitution in the

planning, development, and implementation of the project

- ✓ Training disadvantaged youth as dental assistants
- ✓ Establishing the connection with the organizations of the disadvantaged youth



OUR TARGET GROUPS

1. YOUTH IN PROSTITUTION

- ✓ Approximately 2000 youth up to the age of 25 engaged in prostitution.
- ✓ Approximately 6,000 youth on a continuum of prostitution.

2. STUDENTS IN DENTISTRY AND MEDICINE

TOOTH FAIRY VALUES

• Humanism

Accept, and not judge, all beings

• Quality

Providing the best medical treatment

• Respect

A sensitive attitude to every need

• Growth

Developing students as excellent

compassionate professionals

• Accessibility

Creating a bridge between disadvantaged youth and the medical world

• Adapting

The response to the requirements that arise

• Cooperation with field organizations



"You think I woke up one day and wanted to be a 'boy for rent' ...

I had at least a thousand and one different reasons that brought me to this situation ... If you want to help me... I need at least thousand and one to get out"

Young man from the organization "Halev 24/7"

2500 YOUTH IN ISRAEL

ALONG THE CONTINUUM OF PROSTITUTION

90% are in conflict with family before reaching treatment programs.

35.2% are childhood victims of sexual abusement.

More than 75% were exposed to mental and physical violence.

An oral and dental health survey conducted among young men and women at Ha'Lev 24/7 concluded that **45% suffer from oral pain daily**, 46% report


concerns about getting dental treatment, only 38% have been given guidance about oral hygiene, and about 82% are interested in dental treatment.

Survey participants (95%) expressed readiness to pursue dental care if a program that could accommodate their needs was available.

THE CLINIC SOLUTION



Alpha Omega clinics - global dentists' association that promotes oral health in world-wide philanthropic projects. Open clinic for dental treatment and emergency. The service is provided once a week for 4 hours. The clinic is composed of the Tooth Fairy staff, which includes: a clinic manager, a medical student, a volunteer dentist, an assistant and a member from the Elem organization. These treatments take place 12 months a year.



Student clinics - In these clinics patients reach dental students in their clinical years. The treatments are accompanied by mentoring from the Dental School's professional faculty and staff and students who volunteer in the Tooth Fairy project. These treatments take place throughout each academic year, and students receive credit for actual treatments.



Dental Clinics - Open Clinic In cooperation with the School of

Dental Hygiene at TAU. Patients receive comprehensive dental treatment by students during their clinical studies. Not only providing preservative treatments, but also dental care required by most patients due to conditions deriving from long term serious neglect. The treatments are accompanied by mentoring from the Dental School's professional faculty and staff and students who volunteer in the Tooth Fairy project.



Specialized Clinics - In these clinics, patients are cared for by interns doing their sub-specialties during their training as part of the program of the School of Dental Medicine at TAU. The treatments are complex and include coping with significant degeneration

processes, which constitute fertile ground for professionalization and exposure to a wide range of treatments. The treatments are accompanied by mentoring by the Dental School's professional faculty and staff and students who volunteer in the Tooth Fairy program

HEALTH FAIR AT THE BIALIK ROGOZIN SCHOOL



On April 27th, 2018, volunteers of the Alpha Omega Fraternity (AO) together with volunteer students of the “tooth fairy” project, and students and staff of the Maurice and Gabriela Goldschleger School of Dental Medicine, Tel Aviv University (TAU), Tel Aviv, Israel, participated in a health fair held at the Bialik Rogozin School. The Dental team was composed of residents students in pediatric dentistry of the TAU Dental school, AO fraters, “tooth fairy” volunteers, as well as students of the oral hygienists' course and instructors of TAU

The school is located in a southern neighborhood of Tel Aviv. The people of this neighborhood are often ignorant to their health rights or have no legal health rights. The aim of the fair was to expose the children and their parents to different health issues and disciplines (e.g. vision and hearing checkups, blood pressure measurements, dental & oral health checkup, skin control and safe behavior during the long summer months, healthy nutrition etc.)

A number of stations were opened as part of the field of oral health.

These stations included clinical examination stations on the school premises. Each child was examined while seated on a regular chair in an upright position and with the examiner using a small flashlight. In addition the oral hygienists' students explained to the pupils the importance of maintaining a good oral hygiene and the way to achieve it. At the same time, at another station, hygienists' course students and instructors gave the parents of the pupil a demonstration of how to maintain oral health.

During the fair 174 children were

OPENING TO THE COMMUNITY

checked, 89% of them were found to be in poor oral health, 42 of them with more than 5 cavities, 12 in need of orthodontic treatment. The examinations located caries lesions, and a primary assessment was given to the children's parents in order for them to get a general view regarding their child's dental health state and continuing dental care at the school of dental medicine. All these children were referred to the TAU Dental School for further free care treatment at the school's clinics.

As the findings of the survey show, this is a population that has no knowledge of its rights in the different fields of medicine, with an emphasis on dental medicine. The health fair allowed these children and their parents to be exposed to these fields.

The cooperation with the TAU Dental School and with the Alpha Omega Fraternity will continue, and the health fair will be held twice a year.



PROJECT FOR AKIM ADULTS WITH SPECIAL NEEDS

The Tel Aviv University School of Dentistry together with the dental hygienist training team is running a unique tutorial project for AKIM team with special needs.

In this project there are weekly

training and study meetings on subjects in dentistry extracted from the dental hygiene syllabus.

These meetings cover a variety of topics such as oral health, basic terminology in dentistry

,familiarizing with the clinic ,teeth structure, oral ailments and the ways of their prevention ,and more.

The training is accompanied by explanation leaflets which were prepared and suited specially



OPENING TO THE COMMUNITY

for the Akim team attending the project.

The lessons take place in a friendly and pleasant atmosphere which encourages thought through conversation ,while using demonstrating devices such as models of teeth structure and jaws ,a variety of toothbrushes inter-teeth dental utilities ,exercise pages for rehearsal of the studied material, and presentation.

Lesson outlines which summarize the studied material are kept in a file which is used as a study booklet.

The participants in the project will be given introductory lectures extended to dental hygiene students on the subject of criology,morphology,prosthetics

and the control of infections.

The Akim team participating in the project will also take part in practical assignments associated with dental hygiene studies, such as,a preparing equipment kits for the students ,scanning of patient files for digital storage, assisting in the preparation of toolsl for sterilization and more.

The project offers a venue for vocational and tuitional practice for the participants, and exposes the dentistry school's staff to adults with special needs, it's a real win win situation of learning.



SUCCESSFUL COLLABORATION BETWEEN THE SCHOOL AND “KADIMA” YOUTH CENTERS


It is already a tradition that children from challenging social backgrounds visit the students' clinic at Tel Aviv University School of Dental Medicine in order to receive free professional dental care.

This is thanks to the successful collaboration between the School of Dental Medicine and “Kadima” youth centers, whose goal is to promote and nurture children and teenagers at risk from disadvantaged families.

Every Tuesday Kadima youth centers' volunteers escort the children to the university in order to be treated by the senior students, with the guidance of the pedodontic department's staff and post graduate students.

In order to strengthen the bond between the children and the students, Avi Berg, Keren Baston and Jonathan Kaplansky, three dental students guided by the head

of the pedodontic department, Dr Sigalit Blumer, and the department coordinator Dr Tal Ratson, visited one of the youth centers in Petah Tikva. The children and their parents received instructions in a humorous and funny way regarding proper dental hygiene and also received toothpastes and brushes, donated by Colgate.



DEPARTMENT OF ORAL PATHOLOGY, ORAL MEDICINE AND MAXILLOFACIAL IMAGING

"Remember that the happiest people are not those getting more, but those giving more."

Jackson H. Brown Jr

In January 2018, the Youth with a Mission (YWAM) Medical Ship launched an additional humanitarian mission to the remote rural communities of Papua New Guinea in the Southwestern Pacific. YWAM is a worldwide Christian movement operating in more than 180 countries since 1960 with an aim to care, connect, serve and build with communities, improving individuals' rights to quality of life. All of the YWAM Medical ship staff, including project managers and medical teams, are full-time volunteers. Among other medical facilities, there is an onboard well-equipped dental clinic.

The Israeli Ministry of Foreign Affairs assembled a 10-member medical team in the 2018 January mission that was part of a delegation of 120 people from 20 nations. Their utmost task was to deliver the best medical assistance to rural and isolated regions of Papua New Guinea as well as to some of the off-shore islands.

Dr. Ayelet Zlotogorski-Hurvitz from our Department was among the Israeli team. She took all her

experience as a dental surgeon and as a specialist in oral medicine and delivered the best of treatment to hundreds of Guinean people, who would otherwise not get dental assistance in their lifetime! Although facilities on the ship were state of the art, working long hours in order to help all those in need, was not easy either physically or mentally. Treatment decisions had to be taken very fast and with the maximum efficacy and safety, in children, elderly, pregnant women

and unhealthy subjects. The most satisfactory professional moments in dentistry are those when a patient arrives with a high level of anxiety and fear but leaves the dental chair with a wide smile and full of confidence! And Ayelet had hundreds of these moments!

In addition to the work on the ship, the medical team also travelled to some isolated islands and villages. They were given a warm welcome by the locals who greeted



Dr. Ayelet Zlotogorski-Hurvitz (right) operating together with Dr. Ori Platner (left) from the Department of Periodontology of our School.

SPOT ON THE STUDY

them with much excitement and enthusiasm. Working conditions in the villages were more than challenging with poor medical facilities, unfavorable weather conditions with high temperatures and high humidity, lack of working hands and long lines of patients. Nevertheless, none of the Israeli medical team gave up before taking care of the last patient!

Leaving behind the routine life, work, home and 4 children, and traveling thousands of miles just to help others out of goodwill should not be taken for granted! This is what Ayelet has done in this 2-week mission to Papua New Guinea and we are very proud of her!



The modern and well-equipped dental clinic aboard the YWAM sheep. Dr. Ayelet Zlotogorski-Hurvitz is at the front of the picture.

Artificial Intelligence in Oral & Maxillofacial Imaging - "No matter what people tell you, words and ideas can change the world."

Robin Williams

Tel Aviv University has been putting great efforts in creating a center for Data Science, Machine Learning and Deep Learning. In general, the field of artificial intelligence (i.e., Machine Learning, Deep Learning) has currently become a way of living in all fields of our life. Just to mention a few examples, in 2010 The Wall Street Journal wrote about Rebellion Research, an investment advisory and financial technology company, and their use of Machine Learning to predict the financial crisis; in 2012, the Sun Microsystems predicted that 80% of medical doctors' jobs would

be lost in the next two decades to automated Machine Learning medical diagnostic software; and in 2014, it was reported that a Machine Learning algorithm has been applied in Art History to study fine art paintings, and that it may have revealed previously unrecognized details, like influences among painters.

Companies like IBM/Merge, Philips, Agfa and Siemens have already started integrating Artificial Intelligence into their medical imaging software systems. These are focusing on body areas such as the lungs and brain. However,

the field of oral and maxillofacial imaging has remained unexplored, so far.

Dr. Lazar Katz, a specialist in Oral Medicine from our Department, is in charge of the field of Oral and Maxillofacial Imaging at our School. Being also fond of computer science, he initiated the first steps of the school into Machine Learning in dentistry, especially in the field of maxillofacial imaging. The 6th grade course on Digital Imaging in Dentistry that he introduced 3 years ago, has now been extended to contain lectures on Artificial Intelligence (Machine

SPOT ON THE STUDY

Learning), with special emphasis on the dental imaging needs and how future accomplishments in this field are expected to change our profession. The Head of the School, Prof. Ervin Weiss and the curriculum committee have strongly supported this initiative. For his extensive teaching activity and enterprise Dr. Katz was given the Faculty of Medicine Dean's

award of outstanding teacher for 2018.

Dr. Katz has already performed some pilot research projects in dental imaging using algorithms of Machine Learning. These projects have yielded encouraging results and emphasize the immediate need for substantial development and progress. For this purpose, next year Dr. Katz will engage

MSc students, who will establish new programs using Machine Learning that are intended to be immediately applied in routine practice in dental clinics. By promoting the research in Artificial Intelligence in dentistry, our School may become a world leading center in this field.



Dr. Ayelet Zlotogorski-Hurvitz is performing an oral examination on a woman from one of the off-shore villages, Kanzarua. The enthusiastic village people were dressed up in fancy costumes waiting for the YWAM medical staff.



Dr. Ayelet Zlotogorski-Hurvitz teaching the local villagers the essentials of dental hygiene.

"Where the telescope ends, the microscope begins. Which of the two has the grander view?"

Victor Hugo

Our School is the only academic institute in Israel for specialty training in oral pathology. It is the specialist in oral and maxillofacial pathology who has knowledge of both pathology and dentistry, including oral medicine and oral and maxillofacial radiology. These skills enhance the ability to perform the most accurate interpretation of the pathological findings and support improved treatment decisions and outcome.

The graduates of this specialization program are being employed at departments of general pathology in medical centers throughout the country, and provide essential diagnostic services, for pathological conditions specific to the oral cavity and jaws.

This level of specific diagnostic skills of oral and maxillofacial

pathologists has spared many patients from extensive and often mutilating surgical procedures in the oro-facial area. For other patients, life-threatening conditions have been quickly diagnosed and appropriate treatment has been promptly initiated.

The microscope that we use for teaching and biopsy service was purchased about 40 years ago. Through special extensions it is connected to additional eyepieces, allowing simultaneous observation by several people. In this way, generations of Oral and Maxillofacial Pathologists, Oral and Maxillofacial Surgeons and Oral Medicine specialists have been educated in the department. These are today leaders in their domain of specialty, at both national and international levels, and bring us all

great pride and honor.

For the last two years, Profs. Ilana Kaplan and Marilena Vered have made enormous efforts to find donors to contribute funding for the acquisition of a new microscope, which will improve teaching, biopsy diagnosis and research conditions. Finally, two generous donors have been found! We, at the Department, are deeply grateful to them!

The laboratory of oral pathology at the school needs further upgrading and we will be relentless in our efforts to find additional persons with goodwill and generosity to assist us in our national task!



a course on implants Spaine

In October 2018, there was a course on implants for a group of dentists from Spain

TEACHING MEDICAL EDUCATION AND BEHAVIORAL SCIENCES AT THE DENTAL SCHOOL

Regarding the subject of dental education we are trying to teach our students to be professionals, namely raise issues relevant to professionalism in dentistry.

Within the program students are divided into small groups, which meet once a month to discuss issues concerning professionalism, ethical problems and topics related to dental education. The discussions are mentored by experienced dentists who share their experiences with the students. Last year, besides theoretical discussions, students went out to the community, mainly to dental clinics run by the health insurance cooperatives (Kupat Holim) and observed dental treatments held by experienced dentists. The students wrote their reflections regarding the dentist-patient interactions and later discussed them with their mentors.

This new project is in addition to the education students receive in the fields of psychology, communication and interpersonal skills. The Goldshlager School of Dental Medicine at Tel Aviv University is among the leading universities in the world in teaching these subjects to dental students.

The importance of dental education is further enhanced by the fact that the curriculum committee has recently approved to add a course named: **Biological and Behavioral Aspects With the Dental Patient, to the specialization process.s.**

The Clinic of Oral Psychophysiology (otherwise referred to as the Clinic of Behavioral Sciences) in our School is the only place in Israel where integrative medico-psychological approach is being applied to treat patients suffering from oro-related behavioral dysfunctions, especially dental anxiety and gagging.

The clinic is activated by dentists and by a clinical psychologist, all trained in cognitive behavioral approaches and in clinical hypnosis. This multi-disciplinary professional team is in charge of the management of patients who arrive to the clinic from all over the country. The medico-psychological approach applied during the diagnosis and management of patients is pivotal and unique.

Dr. Nir Uziel, the coordinator in charge has recently received his appointment as Lecturer in Medical

Education and continuously represents our school in lectures and conventions all over the world (recently in Paris and Montreal).

A short case is presented to allow a glance at the clinic's activity:

A 30 years old man was referred to our clinic by a family physician with complaints of needle phobia. He expressed his distress through sentences such as: "I feel dizziness even before getting the injection, already when I smell the odor of the alcohol"; "even thinking, talking or seeing a medical procedure makes me feel dizzy"; "I am not able to receive vaccines, dental treatments or undergo blood tests"; "I am afraid to die".... During the last 12 years he has not received any dental treatments, blood tests or vaccines. He arrived to the clinic with an urgent need for several fillings and extraction of a wisdom tooth.

At first he was very nervous and agitated, holding the dental chair with his two hands. In the first appointment he was looking for the exit in case he will faint. Following his request, the distraction technique that was used was

music. Then, a gradual exposure to pictures of needles was performed in the clinical setting and he was instructed to further exercise it at home with his girlfriend. In order to avoid fainting he was instructed to pay attention to signs preceding fainting. We used techniques aimed at prevent fainting by augmenting blood pressure with hand and leg muscle contraction. In addition, he was told to hold and press special balls that agitate the palms. He was motivated to repeat these exercises at home. Following 3 appointments he was able to receive vaccines and undergo blood tests while exercising the techniques he had learned. Later, a filling of a lower molar tooth which included a mandibular block was performed.

This successful treatment was achieved through a carefully planned and applied medico-psychological intervention. Hypnotically submitted desensitization which included healing metaphors was presented and adapted by the patient in the newly acquired atmosphere of trust and mutual respect.

ESTABLISHMENT OF A DENTISTRY STUDENTS UNION!

Dear friends and colleagues,

We are happy to inform you that this year, for the first time since the establishment of the School, students of all years united in order to set up a joint body to represent them both from the academic aspect vis a vis the School and from the social, cultural and welfare aspect.

This year, with the assistance of the senior staff at the School, among them: **Ms. Tali Or, Dr. Eran Dolev, Dr. Alona Emodi, Dr. Winocur and Dr. Eldad Helft** we set up the body in the name of the students council of dental medicine.

The students council includes an executive chairman and 2 elected representatives of each year, while our School has 6 years of dental studies. The following are the functions:

Chairman: **Ofir Deutsch**

Representatives of year 1:
**Moshe Ascher,
Yarden Schreiber**

Representatives of year 2:
Tomer Goldberger

Representatives of year 3:
Hadar Arel

Representatives of year 4:

Ofir Deutsch, Ravit Ginat

Representatives of year 5:

Basal Ayed and Mardam Advi

Representatives of year 6:

Itzik Pinchasov and Yariv Shimon

During the past year the students' first aim was to unite and bring together the students of the 6 study years and turn the School into their second home. Therefore, the union organized many social activities in order to get to know the students more closely and create common experiences among all of them. Inter alia the following was done: a party at the start of the study year, a Hannuca/ Christmas party, a Passover party, donations to the needy in the framework of the holidays, and the flagship event of the Day of Research at the School of Dental Medicine.

The Day of Research at the School of Dental Medicine takes place at the School each year. It is the day on which the School presents the research taking place at the School to the staff and the students, innovations and updates in the line of dentistry. This time the School decided to allow the students union

SPOT ON THE STUDY

to be the producer of the day in order to ensure the participation of students of the different years.

The students union decided to present the professional material relevant to the stage at which they are, to the students of the different years.

Years 4-6 received lectures on clinical subjects and entering the labor market, and specialists and staff of the School received lectures on the subject of new research, innovations and updates in their specific line. After this, a joint lunch was held and finally there was a sports day that included all the students and staff together! The day was a tremendous success! For the first time in many years the students arrived in numbers to listen, receive an update, learn, be educated and have a good time as well.

The Day of Research proved that the students crave a body that grant them the conditions and rights they deserve.

Moreover, besides the social activity the students union decided , after in-depth deliberation among the study years, to raise academic subjects with the School's staff, and to try together



EVENTS

with the chairman of the relevant unions at the School to improve and streamline the studies from the students point of view. In the course of the past month representatives of the union met the chairman of the teachers union at the School, Prof. Pilo, in order to raise the observations and proposals submitted by the students.

Further to the activities specified above, the students union intends to continue its actions next year and the following are a number of projects under way:

- A. Renovation of the students room: during the year refrigerators were added, micro-ovens, and a free coffee/ milk corner! This did not exist in the past.
- B. Granting rights to parents at the School.
- C. Setting up a computer room that includes a computer and printer for the students -on its way!
- D. ** The flagship project for next year- setting up a students exchange program!

This year the students union will start a process for students exchange between the various universities where dental studies are conducted. The students union received the blessing of the Head of the School, Prof. Erwin Weiss and, led by Dr. Emodi, the union is furthering the process in order to carry out the program! We will of course be happy to hear from you!

The students union ended a successful and fruitful year, and we take this opportunity to thank the students and the staff of the School who cooperated with our wishes and ideas.

We are happy to be the first to represent the students of dental medicine!

We undertake to continue to represent, produce, act, initiate all the time and to listen in order to do all we can for the benefit of the students!



EVENTS



DMD CERAMONY



THE FREEMASON SCHOLARSHIPS

The Freemasonry found that the “Tooth Fairy” project merits being supported by the fraternity. On May 10 2018 five scholarships in a total amount of NIS 15,000 were distributed to “Tooth Fairy” volunteers who operate the clinic on a weekly basis and serve as an important factor in the project’s daily activities.

The “Tooth Fairy” project was born at Tel-Aviv University after identifying an immediate need for dental medical care for youth on the continuum of prostitution. The benefit to the young students is tremendous as they are being trained to engage with an under-privileged population, and by doing so they develop skills and

sensitivities for the treatment of different youth populations based on values of solidarity and compassion.

The volunteers were accompanied by both Dr. Efraim Winocur, the representative of Tel-Aviv University and Alpha Omega’s international Regent for Israel, and 4th year student Roi Avrahami, leader of the “Tooth Fairy” project. The students who received the grant were: Maia Peleg, in charge of the Alpha Omega clinic, Adi Ziegler, in charge of the student’s clinic and Yael Schweber, in charge of the dental clinics and the specialization clinics. The two remaining scholarships were distributed to Aviv Benjamin and Ronny Maman,

two of the project’s leaders who raise funds and seek to expand the project’s activities and reach more populations in need.

The ceremony conducted by the Freemasons was very dignified, and was held in a traditional manner, leaving an impression on the entire campus. Among the invited were students from Sapir College, who also received grants, and other volunteers of the “Tooth Fairy” project. During the ceremony each guest introduced himself, the common ground of all was their significant contribution to society, which is also one of the milestones of the Freemasonry. The ceremony began with a toast to the guests and continued with an introduction



SCHOLARSHIPS

by Roi Avrahami (project founder), who explained about the project's activities. After this each volunteer presented his contribution to "Tooth Fairy". The ceremony ended with the distribution of the scholarships by the donor families and a festive dinner which was a worthy end to this spectacular and exciting evening.



VISITORS

A team of students from Michigan University came to School in shadowing program as a part of forien exchange program . During their visit the students watched a Periodontal operation



Dr. Artzi in surgery



Dental student from Michigan University




Dr. Artzi and
Dr. Gonzalez



Dr. Artzi with UM Team

VISITORS



Dr. Artzi with University of Michigan Team



Dr. Kaplan with the UM students



Dr. Uziel with one of the students from Michigan



Prof. Ervin Weiss with Dr. Andre Amiach and Ilana Penkinsky-Papo

VISITORS



Prof. Ervin Weiss with Evelyn Ruth Dolonguevich from Argentina, Mendoza



Prof. Ervin Weiss with Mervin A. Fier



Prof. Ervin Weiss with Dr. Nikolaos D. Gkraniias



Gerald A. Niznick with Yafi 3rd student year

TOP 6 HUMAN EVOLUTION DISCOVERIES OF 2018

Migrating modern humans: the oldest modern human fossil found outside of Africa

Every person alive on the planet today is a *Homo sapiens*, and our species evolved around **300,000 years ago** in Africa. In January of this year, a team of archaeologists led by Israel Hershkovitz from Tel Aviv University in Israel made a stunning discovery at a site on the western slope of Mount Carmel in Israel—Misliya Cave. This site had previously yielded flint artifacts dated to between 140,000 and 250,000 years ago, and the assumption was that these tools were made by Neanderthals which had also occupied Israel at this time. But tucked in the same layer of sediment as the stone tools was a *Homo sapiens* **upper jaw**! Dated to between 177,000

and 194,000 years ago by three different dating techniques, this finding pushes back the evidence for human expansion out of Africa by roughly 40,000 years. It also supports the idea that there were multiple waves of modern humans migrating out of Africa during this time, some of which may not have survived to pass on their genes to modern humans alive today. Remarkably, this jawbone was discovered by a freshman student at Tel Aviv University working on his first archaeological dig in 2002! So,



there is hope for students wishing to make a splash in this field!



A PATENT THAT PROVIDES AN ONLINE SYSTEM FOR TRACKING AND FEEDBACK OF THE DRILL POSITION

Prof. Tamar Brosh, Prof. Raphael Pilo, Eng. Yosi Kamir and PhD student Diva Lugassi have launched a patent through Ramot entitled: real-time monitoring of 3D drill location for enhancing manual dexterity of students in teeth preparations. The system is based on 3D /sensors/transducers enabling monitoring and providing

feedback while students are preparing teeth for restorations. Today the feedback is given by the tutors only after completion of the drill tasks, without real-time warnings and without restoring the mission for post-op learning. The new system is comprised of sensors and data logging, specifically designed for dentistry,

and it enables the students to watch post-op on their function while preparing phantom plastic teeth for restorations. The system generates real time alarms about deviation from the acceptable preparations. The system also functions in other drilling processes in hard tissues like bone.





MOST PROMISING YOUNGSTERS OF FORBES MAGAZINE

Rina Sabostianov, a research student at the Laboratory for Bioinspired Materials and Nanotechnology headed by Dr. Lihi Adler-Abramovich, at the Department of Oral Biology, at the Goldschleger School of Dental Medicine, was elected to the list of the most promising youngsters under the age of 30 of Forbes magazine.

The “Alpha” program at Tel Aviv University of the Scientists of the Future and the Ministry of Education is intended for outstanding and gifted students and grants them important possibilities to realize their unique potential. One of the outstanding students in the program is Rina Sevostianov, who in grade 10, came first, in Israel in the Brain Science Olympics and 8th in the world. She won the bronze medal at the Chemistry Olympics, and came first in the Israeli Scientists and Developers Competition. She is one of the authors of an article that was published in a leading magazine and is a partner in an international patent invention.

In the framework of the “Alpha” program Rina carries out research at the Laboratory of Prof. Ehud Gazit at the Department of

Molecular Microbiology and Biotechnology of Tel Aviv University under the guidance of Dr. Lihi Adler-Abramovich. Her work is very innovative in the line of materials engineering, and the findings she discovered in the course of the research may serve for the development of three-dimensional substrates in tissue engineering. Her research deals in the independent assembly of peptides (short protein chains) for the production of hydrogel, characterization of the features and its use in three-dimensional matrix for cell growth.

“As opposed to the high-school, where knowledge is taught, the Alpha program to me means creating new knowledge” Sevostianov explains. “That is what up to now had the greatest impact on me and caused a substantial change in thought.”

At present Sevostianov continues to work as a researcher at Tel Aviv University and she aspires to continue research in the line of tissue engineering and to help mankind in a meaningful way.

Improving the Mechanical Rigidity of Hyaluronic Acid by Integration of a Supramolecular Peptide Matrix

Moran Aviv,^{†,‡,⊥,▽} Michal Halperin-Sternfeld,^{†,▽} Irena Grigoriants,[†] Ludmila Buzhansky,[§] Iris Mironi-Harpaz,[#] Dror Seliktar,[#] Shmuel Einav,[‡] Zvi Nevo,^{*,||} and Lihi Adler-Abramovich^{*,†}

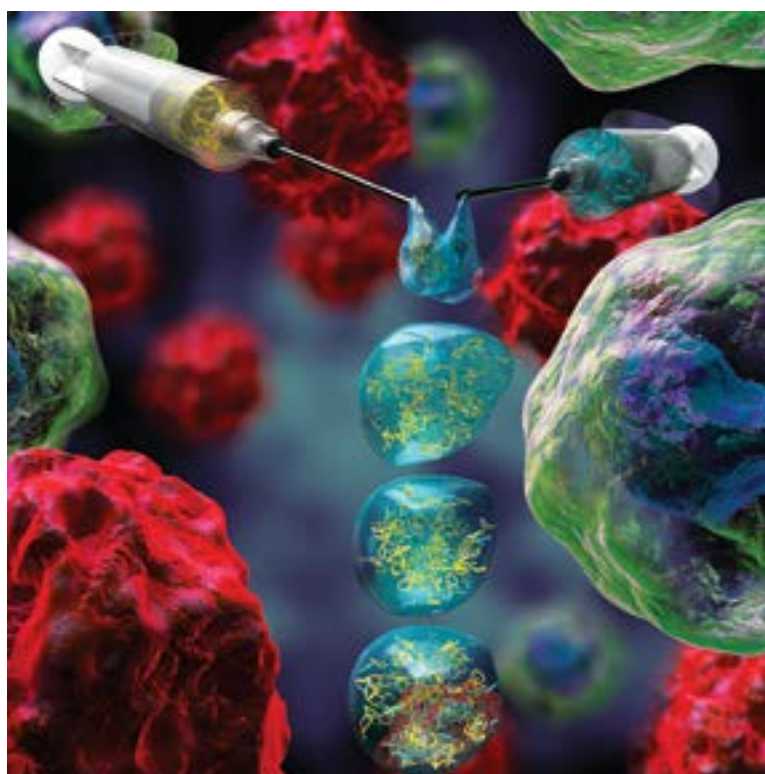
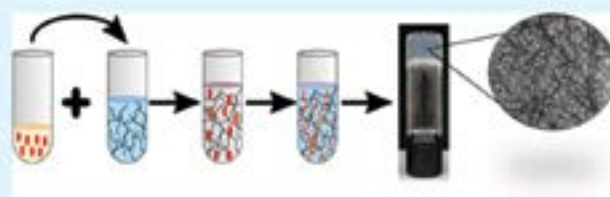
[†]Department of Oral Biology, The Goldschleger School of Dental Medicine, Sackler Faculty of Medicine, [‡]Department of Biomedical Engineering, Iby and Aladar Fleischman Faculty of Engineering, [§]BLAVATNIK CENTER for Drug Discovery, and [#]Department of Human Molecular Genetics and Biochemistry, Sackler Faculty of Medicine, Tel Aviv University, Tel Aviv 6997801, Israel

[⊥]School of Mechanical Engineering, Afeka Tel Aviv Academic College of Engineering, Tel Aviv 6910717, Israel

^{*}Faculty of Biomedical Engineering, Technion—Israel Institute of Technology, Haifa 3200003, Israel

Supporting Information

ABSTRACT: Hyaluronic acid (HA), a major component of the extracellular matrix, is an attractive material for various medical applications. Yet, its low mechanical rigidity and fast in vivo degradation hinder its utilization. Here, we demonstrate the reinforcement of HA by its integration with a low-molecular-weight peptide hydrogelator to produce a composite hydrogel. The formulation of HA with the fluorenylmethoxycarbonyl diphenylalanine (FmocFF) peptide, one of the most studied self-assembling hydrogel-forming building blocks, showing notable mechanical properties, resulted in the formation of stable, homogeneous hydrogels. Electron microscopy analysis demonstrated a uniform distribution of the two matrices in the composite forms. The composite hydrogels showed improved mechanical properties and stability to enzymatic degradation while maintaining their biocompatibility. Moreover, the storage modulus of the FmocFF/HA composite hydrogels reached up to 25 kPa. The composite hydrogels allowed sustained release of curcumin, a hydrophobic polyphenol showing antioxidant, anti-inflammatory, and antitumor activities. Importantly, the rate of curcumin release was modulated as a function of the concentration of the FmocFF peptide within the hydrogel matrix. This work provides a new approach for conferring mechanical rigidity and stability to HA without the need of cross-linking, thus potentially facilitating its utilization in different clinical applications, such as sustained drug release.




AWARDS AND HONOURS

Dr. Moumita Ghosh a Postdoc Fellow at the Laboratory of Bioinspired Materials & Nanotechnology Headed by Dr. Lihi Adler-Abramovich won the Daniel Turnberg Travel Fellowship from The Academy of Medical sciences to visit the laboratory of Prof. Alvaro Mata from the Institute of Bioengineering, Queen Mary University of London, UK

Dr. Michal Halperin-Sternfeld a Ph.D. student at the Laboratory of Bioinspired Materials & Nanotechnology Headed by Dr.

Lihi Adler-Abramovich won the prestigious Clore Scholarship for Outstanding Ph.D. Student. During 2018, Michal also won several prizes including, the Prize for Excellence in Publishing in Leading Peer-reviewed Journal by the Sackler Faculty of Medicine, The Prof. Rahamimoff Travel Grant for Young Scientists of the US-Israel Binational Science Foundation (BSF), The Best Oral Presentation Award at the IVS-MRS 2018 Student Conference, and the Global Research & Training Fellowship (GRTF).



A paper by Dr. Diva Lugassy, Rafi Pilo Gal Rosen, Avi Meiorowitz and Tamar Brosh was accepted to Plos One.



Maram, 6th year student getting certificate of excellence for Social involvement



Dr. Ephraim Winocur receives a certificate of appreciation "Yakir Harash" from Israel Dental Association

OUTSTANDING WORKERS

During Passover celebrating, we distributed certificates to seven workers for their admirable job.

The selected employees for this year were:

Sarah Shporen, Malka Revach, Jinet Cohen, Yael Senior, Hagar Izhaki, Lea Gilad, Olga Vardy.



Jinet Cohen



Malka Revach



Hagar Izhaki



Lea Gilad



Olga Vardy



Revital Lousky

Revital was elected as the new Administrative Director at our School.

Revital joins us after 26 years of activity at a private college, and has experience in varied areas

of management (administrative, finance, human resource and more).

Revital is graduate (B.A)AT Ben Gurion University and about to graduate M.Ba at September 2019.

RETIREES



Yardena Mazor

ACADEMIC PROMOTION



Dr. Ilan Beitlitum
was promoted to the rank of Lecturer in Periodontology



Dr. Yifat Manor
was promoted to the rank of lecturer in Oral and Maxillofacial Surgery



Prof. Shlomo Matalon
was promoted to the rank of Clinical Associate Professor in restorative Dentistry



Dr. Tal Ratson
was promoted to the rank of Lecturer in Pediatric Dentistry



Dr. Eyal Rosen
was promoted to the rank of Senior Lecturer in Endodontology



Dr. Ronald Wigler
was promoted to the rank of Lecturer in Endodontology



Dr. Sigalit Blumer
was promoted to the rank of Senior Lecturer in Pediatric Dentistry



Prof. Rafael Pilo
was promoted to the rank of Full Professor in Dental biotechnology



Dr Amir Laviv
was promoted to the rank of Senior Lecturer in Oral and Maxillofacial Surgery



Dr. Nir Uziel
was promoted to the rank of Lecturer in Medical education



Dr. Pessia Robin
was promoted to the rank of Lecturer in Oro-facial pain and TMD



Prof. Benny Pertz
was promoted to the rank of Full Professor in Pediatric Dentistry



Prof. Ilana Kaplan
was promoted to the rank of Associate Professor in Oral Pathology

RETIREES



Prof. Haim Tal DMD, PhD
Immediate past
Head Department of
Periodontology and Oral
Implants

Incumbent, The Gerald Niznick
Chair of Oral Implants Research
Former Head of the School

It all started on a sunny morning in the autumn of 1983 at New York City. I had just left my apartment approaching the Dental school for a routine 4th year lecture at NYU CD where I had a dual appointment in the Depts. Of Periodontics and Oral medicine. Crossing the lobby, I noticed that an Israeli stamped envelope carrying the Tel Aviv University Logo is lying in my mail box. I put it in my bag without paying notice. At noon time I looked at it; this letter changed my life! It was an invitation to return home and head the section of Periodontology. At that time I was well prepared to settle in New York, just passed the NY state licensure exams, just promoted to Tenured Associate Professor, and received my Green Card and working license, ready to join a leading Dental Practice at Rockefeller Center. I was also celebrating 34 years old. "Your baby face will not make the task easier" said Prof.

Buchner as soon as I arrived, "but I am sure you'll make it".

The following 35 years were very fruitful and satisfying. I met a section that academically was at its initiation, was poorly equipped, most teachers were volunteers with no research background. But there were wonderful people around! Within a few years I was surrounded by a young group of enthusiastic clinicians and scholars who jointly carried the task and converted the section into a leading departments in the School; The Department of Periodontology and Oral Implants, including the Gerald Niznick Chair of Oral Implants Research, with not less than 7 academic positions 5 of which are Professors, 3 of whom are Full Professors, a specialty PG program that is fully accredited by the European Federation of Periodontology with not less than 5 full time PG students enrolled in it. Last but not the least, one 1st basic research Prize and two additional candidacies of the European Academy of Osseointegration. With all these achievements the saying "If you wish it this will be no legend" sounds so true.

Foreseeing the future, we have already installed a young team of talented and ambitious faculty who will take over the torch.

Finally, during this period I served twice as Head of the School. The first 6 years' term was devoted to strengthening the status of the school at the University by establishing the Faculty Council, by converting the 12 sections into 10 departments, and by establishing over 1 m' USD fund. The second 4 years' term was at a time critical to the existence of the school. The school which was practically closed, admitting no students over 3 consecutive academic years, was reopened, now as a bigger and stronger one, a process that was continued by my successors. To me this justifies the saying 'In Israel who does not believe in miracles is unrealistic'

I would like to take this opportunity to thank all those who joined the efforts over the years. A special thanks to the International Alpha Omega Fraternity, To Dr. Gerald and Ressa Niznick, and Mr. Aron Lande for their Generous contributions.



CHANGING OF THE GUARD AT THE DEPARTMENT OF PERIODONTOLOGY

As of October 2018, Prof. Haim Tal has retired as the Head of the Department of Priodontology

Dr. Ilan Beitlitum was appointed as acting Head of the Department

RETIREES



Prof. Ervin Weiss with Dr. Penina Segal



Prof. Ervin Weiss with Prof. Avital Kozlovsky



Prof Weiss with Dr. Dov Sidni

RETIREEES



Prof. Ervin Weiss with Prof. Haim Tal



Prof Ervin Weiss with Dr. Israel Aviv

D. WALTER COHEN

Dear Friends,

“They speak of thy glorious, majestic splendor, and I ponder over thy wondrous works” Psalm 145, A Psalm of David

I selected this line from the Ashrei prayer during D. Walter Cohen’s Shiva service on Tuesday night when Cantor Elliot Vogel, the leader of the service, asked if any line particularly stood out regarding Walter’s life.

As many already know, Walter passed away last week from a heart attack at the age of 91. There will indeed be so much that will be written about his accomplishments and the accolades he received over the next few weeks. I hope that those of you who are reading this, and especially those who never really got to know Walter, except by name, will take the time to read and learn more about this remarkable human being.

A few years ago, when I was having lunch with Walter, I asked him, “What is it that keeps you so motivated to stay involved? You have done so much already.” Walter paused for a moment, and without blinking, he told me that “I am dedicated to education.” He stopped there and did not elucidate his answer further. He didn’t have to go further. Walter was never one to speak about himself very much.

It was clear that he was dedicated to dental and medical education through his Deanship, Presidency, and Chancellorship of Penn dental, Medical College of PA, and Drexel University’s Health System. His mentor and inspiration was Henry Goldman, a legend in himself from Boston University who established the first graduate school of dentistry at BU, and Walter was his first graduate student. In fact, one of the conditions of being accepted to study under Dr. Goldman was a commitment to dedicate 50% of Walter’s career to education.

Walter was a staunch student of history and would often share meaningful stories with his colleagues as a way of providing reference for how we should approach the present. Walter once told me the story of how “Harry Sicher”, a renowned illustrator of dental and medical anatomy, from pre-war Vienna, narrowly escaped to America to eventually teach in Chicago. Sicher was friends with the famous artist Egon Schiele and owned several of his paintings. Following the Nazi takeover of Austria, the schools in Vienna were purged of their Jewish teachers. Sicher chose to leave the country, which was not easy, and arranged for a train out of the country. He was stopped on the platform by a Nazi officer, who knew that he was Jewish. But before being arrested,

Sicher bribed him with a painting of Schiele’s that he had carried with him and was permitted to get on the train.

Stories such as these were just some of the examples of the beauty of Walter. I cannot find this one in a google search. Walter’s knowledge of art woven together with history, politics, sports, medicine and dentistry, his foundation in Jewish thought and ethics, the incredible mentors that he had in his father Abe, a former international President of Alpha Omega, and his teachers like Henry Goldman, the influence of the loves in his life, Betty and Claire, all combined with a brilliant mind, made a one of a kind man. His humility allowed him to learn from his students and colleagues. His sense of fairness allowed him to create systems of education that benefited all and equaled the playing field so that those who were disadvantaged due to geopolitical issues, religion, race, or gender could find opportunity for success. So many people owe their success and good fortune to opportunities afforded them by something Walter did or influenced. And so many who benefited from those opportunities have gone on “to pass it forward” through charity, leadership, and education.

I was not a student of Walter’s, just a guy who shared many of

his values. Through those shared values, I became his friend late in his life. Before then, my father had known Walter for years, working with him in the Seventies to help South African Dentists emigrate to the US, and all I knew about him was that he was an important icon in Dentistry. Rabbi Jonathan Sacks says it so well when he says, “you need education as the conversation between generations”.

Being Walter’s friend has been a privilege and the memories I have of the time spent with him socially as well as the time working with him on so many of our shared projects will be a source of inspiration for me for the rest of my life.

One very special friend of Walter’s and mine, former Dean, Adam Stabholtz, of the Hebrew University, once expressed so very beautifully that, “The heart of education is the education of the heart.” Walter’s educated heart, his kindness, his generosity, his leadership, the example set for others to follow, made people love and revere him. I will indeed continue to ponder over his

DR. RONEN ROZENWASSER (1965-2018).

A FRIEND AND COLLEAGUE

Dr. Ronen Rozenwasser graduated from our school in 1994. I first met him as a student in the dental morphology course. Ronen was an exceptional student, and he was on the Dean’s list of honors for the three clinical years.

Ronen continued his Post-Doctoral studies in Prosthodontics and served as clinical instructor until his last days.

We all have the personal memories that Ronen left in our hearts. For me it will be his way of “thinking out of the box” as a student and as a colleague, providing clinical solutions to complex patients.

Ronen was a very strong person, both in character, personality and presence.

We were lucky to have him in our private and professional life and he will be missed by us all.

Rest in peace Ronen, you will remain with us all as long as we can remember.

TO THE AREA OF THE CARMEL MOUNTAINS AND THE BEACH

This year the administrative team visited the area of the Carmel Mountains.

The journey started in Dor and Tantura, 2 beaches which are the most scattered area along the Israeli coast.

The winning combination of crystal clear water, gravel cliffs, lively reefs, quiet costal caves, a tiny island created a breath holding, unusual dramatic

landscape, just perfect for a morning walk. After this walk we continued on to Beit-Oren, where all the team had the opportunity to drive in tom cars (extreme SUV) through the Carmel Mountains to do some landscape observations.

We finished the day in the Druze village of Usafia, where we had a late lunch.

Some history regarding Tantura and Dor:

Tantura was a Palestinian Arab fishing village located 8 kilometers northwest of Zichron Yaakov on the Mediterranean coast of Palestine. It was built on the ruins of the ancient Phoenician city of Dor. In 1945 it had a population of 1,490.

Dor was the most southern settlement of the Phoenicians on the coast of Syria, and a center for the manufacture of Tyrian purple, extracted from the murex snail



A DAY OUT OF SCHOOL

found there in abundance. Dor is first mentioned in the Egyptian Story of Wenamun, as a port ruled by the Tjeker prince Beder, where Wenamun (a priest of Amun at Karnak) stopped on his way to Byblos and was robbed.

According to the Book of Joshua, Dor was an ancient royal city of the Canaanites, commanding the heights, whose king became an ally of Jabin of Hazor in the conflict with Joshua. Dor is also mentioned in the Book of Judges as a Canaanite city whose inhabitants were put to 'taskwork' when the area was allotted to the tribe of Manasseh. [11] In the Book of Kings, Dor was said to be incorporated into David's Israelite kingdom. In the 10th century BCE, it became the capital of the Heights of Dor under





Solomon, and was governed by his son-in-law, Ben-Abinadab as one of Solomon's commissariat districts.

Josephus Flavius in his *Antiquities of the Jews* describes Dor as an unsatisfactory port where goods had to be transported by lighters from ships at sea. Dora was the city where Antiochus, ruler of the Hellenistic Seleucid Empire, with the aid of Simon Maccabaeus, laid siege to the usurper Trypho. During Pompey's invasion of Judea, Dora was razed, along with all the coastal towns, only to be rebuilt under Gabinius's direction.

Dor was an important salt production site, as attested to by pools and channels dug along the coast. Many shipwrecks have been discovered in the waters off Dor. Underwater exploration of a Byzantine wreck salvaged a medium-size boat constructed with iron nails. Based on coins recovered from the site, the boat dates back to 665 CE, a decade after the Muslim conquest. Artifacts include several objects testifying to the practice of light-fishing.

THANK YOU FRIENDS



Donated by Armand and Ronith Stemmer, and by Oliver Schiller



Donation of International Congress of Oral Implantologists (ICOI)



GARRY RAYANT FAMILY

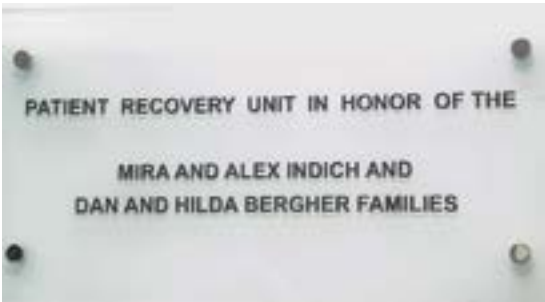


THANK YOU FRIENDS

INDICH FAMILY



Donation by Alpha Omega Toulouse From left to right Prof. Ervin Weiss, Dr. Michel Knafo



AUFZIEN FAMILY



ROTHMAN FAMILY



FINKELSTEIN FAMILY





מכון גולדשכלגר
THE MAURICE AND GABRIELA

The Maurice and Gabriela Goldschleger
School of Dental Medicine
Founded by the Alpha Omega International Fraternity

Tel Aviv University, Ramat Aviv 69978, ISRAEL
Tel: 972-3-6409112, Fax: 972-3-6409250
www.tau.ac.il/dental